

Opioid Overdose Response Plan

– naloxone pre-filled syringe (Prenoxad®)

COPE

Penington
PENINGTON
INSTITUTE

Signs of opioid overdose

- UNRESPONSIVE
- Snoring/gurgling noises
- Irregular/shallow breathing
- No breathing at all
- Blue lips – if pale skinned
- Ashen look – if dark skinned
- Limp body and heavy nod
- Possible vomiting

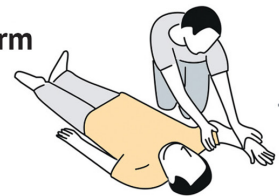
What to do

- **Stay with them.**
- Before you act, check for danger.
- Try to get a response from the person.
- **If there is no response call for help – 000.**
- Give the operator the information they ask for and follow their instructions.

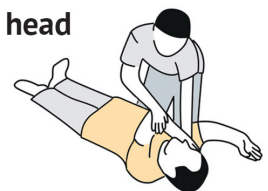
Put the person in the recovery position ►

- Tilt their head back, clear the airway if needed and make sure that their airway stays open and clear.
- **Give them one dose of naloxone (see other side).**
- If their heart is beating but they are not breathing, apply rescue breathing – if you know how or are comfortable doing so (two slow breaths to start, and then one breath every five seconds).
- If there are no signs of life, in addition to the steps already taken, start CPR – if trained or comfortable doing so.
- **If the person doesn't start to breathe after two to three minutes (four minutes if pregnant) give a second dose of naloxone and continue other measures.**

1. Raise arm



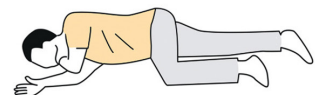
2. Support head



3. Lift leg



4. Roll over



Aftercare

Naloxone usually wears off in 30 to 90 minutes. When this happens the person might drop again. This is more likely if the person has taken other depressant drugs, like alcohol or benzodiazepines.

If you need to use more naloxone - use it.

Do not leave them alone and discourage them from using any drugs for at least two hours.

Assembling and using Prenoxad

1

Remove the clear film wrapping by pulling the red tear strip on the side of the box.

Twist the outer plastic to break the tamper evident seals and open.



2

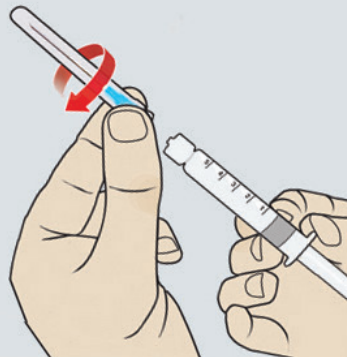
Unscrew the plastic top from the syringe.



3

With the needle still in its sheath, screw the blue fitting onto the syringe.

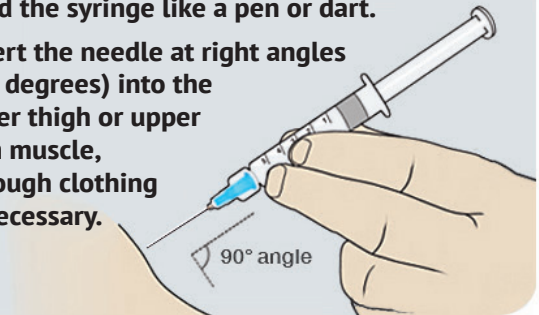
Remove the cap by twisting it instead of pulling it.



4

Hold the syringe like a pen or dart.

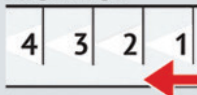
Insert the needle at right angles (90 degrees) into the outer thigh or upper arm muscle, through clothing if necessary.



5

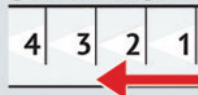


First dose



Inject the first dose marked on the syringe with a '1'

Second dose



Additional doses of naloxone can be given every two to three minutes (every four minutes for pregnant women).

6

Remove the syringe with the needle attached and safely put it back into the case.



Take note of the time so you can inform the paramedics.

If there is no response after two to three minutes, give them a second dose. (every four minutes for pregnant women).

AFTER USING THE PRENOXAD INJECTION KEEP THE SYRINGE IN THE BOX AND SAFELY HAND IT TO THE AMBULANCE CREW.

Updated design. Information previously endorsed by the clinical sub-group of COPE reference group.